





The market leader in prefabricated chimneys


Traditional structures add to the aesthetic appeal of the built environment. Prefabricated chimneys provide the complete solution, traditional natural materials are incorporated into an easily fixed product, avoiding heavy & complex elements and significantly reducing the costs of construction.

Each chimney can be tailored as much or as little as required to meet your needs. We collect the bricks from site to be cut into slip form along with our flexibility to match any roof position, pitch and chimney size. We can also supply the chimneys meshed for on site rendering, or stone slip.

Our dedicated chimney production facility allows us to control all aspects of design and manufacture. It incorporates a double spray booth, carbon filtration extraction for GRP and both automated and manual brick slip cutting along with our newest machine which automatically cuts pistols.

Fab-Lite Building Solutions are members of the CGFMA. The Association was set up to satisfy the requirements of the NHBC and ensures only the best quality tested products are supplied to UK House Builders.





BRICK SLIP CHIMNEYS

Brick slip chimneys are the leading chimney product in the construction industry, using real bricks which we will collect from site for the exact match as your building. We cut them into slip form before bonding them onto the chimney structure.


Our chimneys can be made in several standard sizes or we can match a bespoke design tailored specifically to your needs (see page 5).

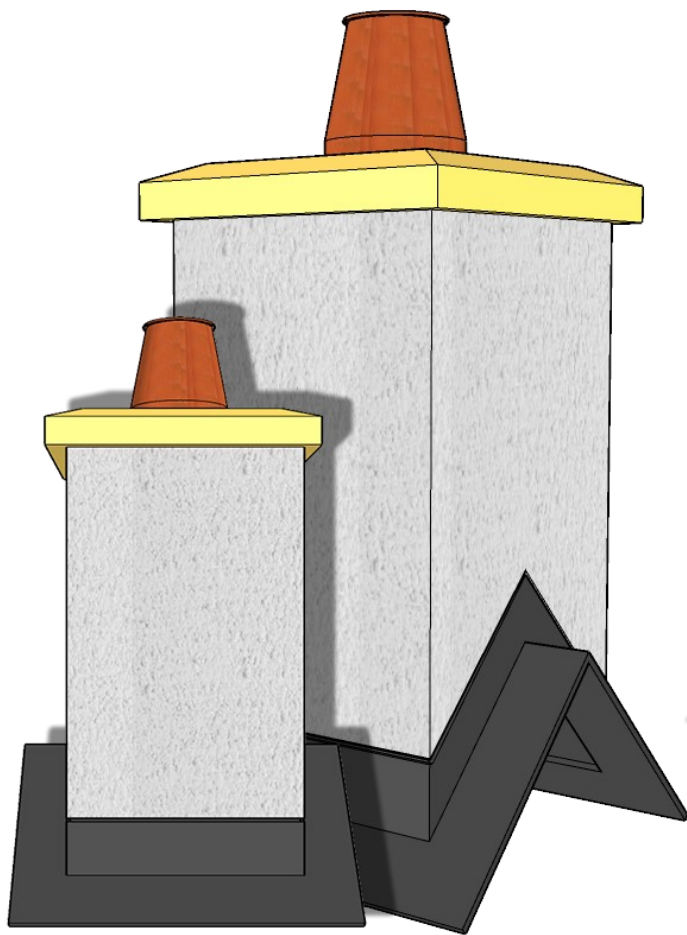


STONE SLIP CHIMNEYS

Our capabilities go further than just brick chimneys. We can also produce cost effective stone slip chimneys too.

Whether it is recon, random or natural stone, we have the machinery and flexibility to cut it. Again the stone is collected free issue from site, and drawn specifically to your requirements before starting any manufacture.





METAL LATHE CHIMNEYS

Our render chimneys are supplied with a metal lathe for site to render once it has been received. Our manufacturing capabilities mean we can produce large one-off chimneys without the need for any moulds.


We can provide bespoke chimney caps to the stack or the chimney can be haunched traditionally. We also have a wide range of chimney pots to choose from. Please enquire for our catalogue upon your enquiry.




METAL LATHE WITH BRICK CORBEL CHIMNEYS

The final type of chimney in our range is the render chimney with a brick corbel.

Quite often we are asked to produce render chimneys but include a brick corbel. This type of chimney doesn't necessarily mean we will come to site and make a brick collection. You can choose from our own range of brick stock which can be incorporated into these chimneys.





BESPOKE SLIP CHIMNEYS

Our unique and flexible manufacturing process enables us to provide you with a bespoke chimney solution that is right for your specific project requirement.

Whether you want a large chimney, or one to include feature bands in stone, elaborate brick plinths/corbels, or you have an unusual roof position we can resolve any challenge. To discuss your project further call us on 01484 865 572.



10 Year Warranty Complete With CGFMA Certification.

Fab-Lite Building Products are proud of our chimney product range and we are delighted to be a part of the Construction Glass Fibre Manufacturers Association.

We work extremely hard to ensure consistency and quality in all of our products which is why our chimneys

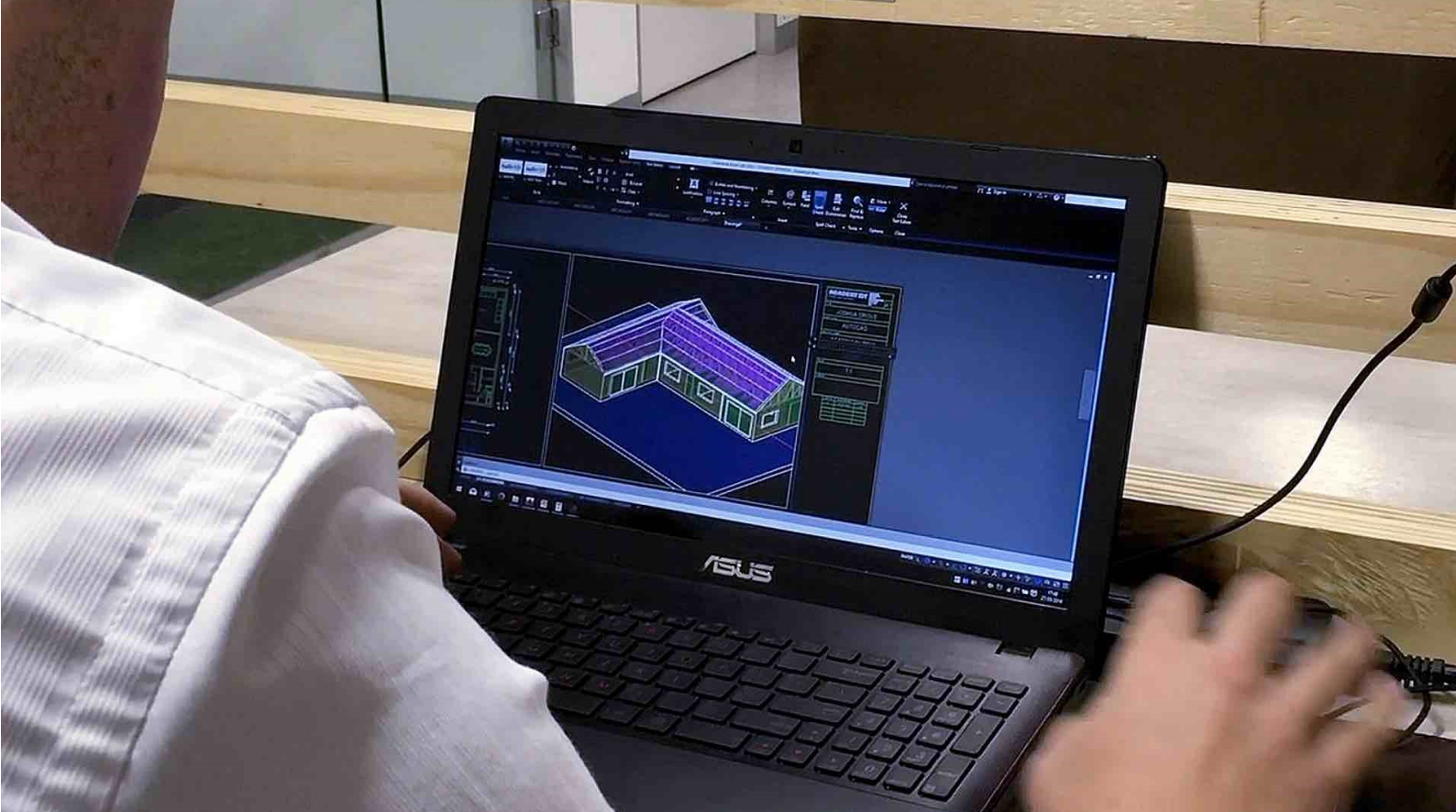
come with a 10 year product guarantee.

Our chimneys are audited and certified on an annual basis and we welcome anyone who would like a copy of our certification.



Gallery



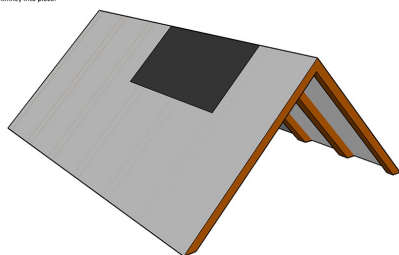


TECHNICAL HUB

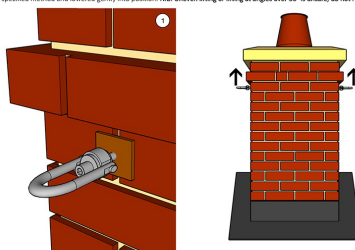
Fab-Lite offer full design support for every chimney order, with CAD drawings provided for every project (in 2D or 3D) and our flexible approach ensures our chimneys meets your project's requirement.

If you are an architect/designer that's looking to include chimneys on your next project we are happy to discuss any questions so you can feel confident that the chimneys you are specifying will look just as good and work just as well as you intend.

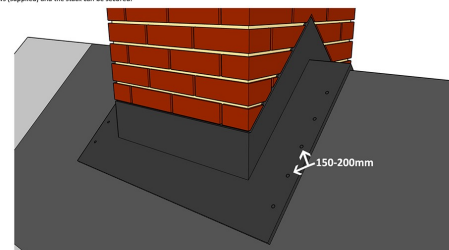
1. Before lifting the chimney into place ensure there is an extra 3-4 layers of felt lapped correctly over the main surrounding roof felt. This must be done before lifting the chimney into place.



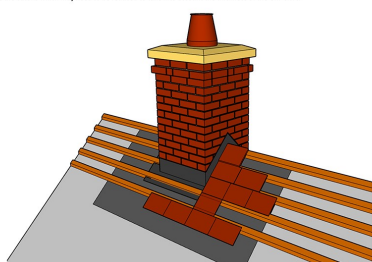
2. The chimney is provided with a pair of steel lifting lugs (Diagram 1) with a 50mm diameter which will be pre drilled and bolted to the side of the stack. The lifting eyes will be positioned 2 or 3 courses down from the top of the brickwork. Before lifting, ensure the lifting eyes are tightened and secured. The stack should be lifted using the specified method and lowered gently into position. N.B. Uneven lifting or lifting at angles over 30° is unsafe, do not risk lifting.



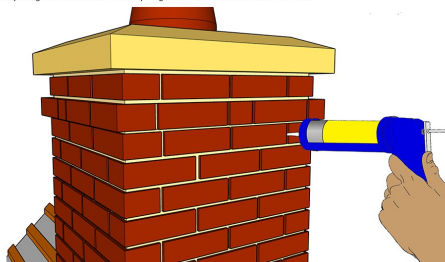
3. The position of the flange relative to the trusses should be checked and where appropriate noggin positioned every 150-200mm apart (as per the diagram) using the supplied fixing 50. The GRP apron can be easily drilled through into the timber and fixed to the roof by site. Please use suitable washers and cover screws (supplied) and the stack can be secured.




4. Roofing batten and roof tiles should be fitted as required and can be fitted over the fixing skirt. N.B. Do not nail the battens. Consideration should be given to the thickness of the tile battens which may need to be reduced to take into account the thickness of the GRP skirt.



5. The holes from the lifting eyes (if used) should be sealed using an external quality sealant. Squeeze the sealant in the lifting eye hole to waterproof the chimney before pointing over the normal site mortar. Any lifting devices should be removed before final finishes.



6. Finally tuck the lead under the channel and into a bed of neutral curing lead mastic. We also recommend the use of Boma clips to secure the lead before further application of lead mastic to ensure a complete seal is provided between the underside of the flashing channel and the top of the lead work. N.B. Attention to the flashing channel ensures water cannot run behind the brick slip and pass the flashing as it is fully sealed above the channel in a GRP matrix.



Our installation guides/method statements on our chimney products are provided to ensure they are properly implemented on your site. These guides are provided with the drawing approval for your chimney order.

If you not at the stage of ordering a chimney but would like to read our installation guides please get in touch on 01484 865 572 or go to our website for more information.



fab-lite
BUILDING SOLUTIONS LTD

CONTACT US NOW FOR MORE INFORMATION ON ONE OF OUR PRODUCTS.

Fab-Lite Building Solutions Ltd
Unit MD2 Skelmanthorpe Business Park
Saville Road
Skelmanthorpe
Huddersfield
West Yorkshire
HD8 9ED

T: 01484 865 572
F: 01484 868 834
E: sales@fab-lite.co.uk
W: www.fab-lite.co.uk

Fab-Lite Facades Ltd
82 Lime Pit Lane
Stanley
Wakefield
West Yorkshire
WF3 4DF

T: 01924 828 362
F: 01484 865 834
E: sales@fab-lite.co.uk
W: www.fab-lite.co.uk